

# RMA 20 // Tube motor

## 50–120 Nm

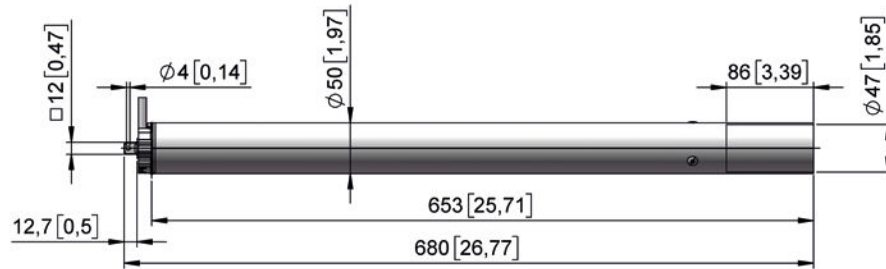


- Robust tube motor for driving roller sheeting systems such as for internal shading, partition walls or rolling systems.
- Compact design with zero-maintenance and low-noise steel gear units.
- Operating mode S2 4 min. type of protection IP 44.
- Asynchronous motor with installed mechanical precision limit switch for 22 revolutions.
- With aluminium tube 50 x 1.5 / 63 x 1.5 mm for connection by coupling to a 50 / 63 mm rolling tube.
- Shaft journal 12 x 12 / 16 x 16 mm with cotter pin for connection to guidance system.
- High-quality 4 m length of connection cable, UV-resistant.

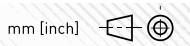
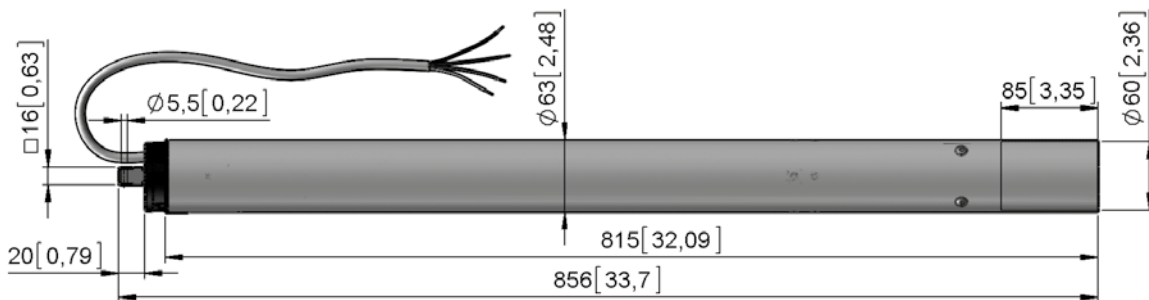
**Note:**

- We are always pleased to provide you with technical advice because performance and service life depend very much on the design of your application. Please refer to Chapters 1 and 2 for typical applications.
- The tube motor needs to be protected against water ingress.

RMA 20.05  
50 Nm



RMA 20.12  
120 Nm



## RMA 20

50–120 Nm



RMA 20.05



RMA 20.12

| Version | Type no. | T<br>[Nm] | n<br>[1/min] | I<br>[A] | m<br>[kg] |
|---------|----------|-----------|--------------|----------|-----------|
|---------|----------|-----------|--------------|----------|-----------|

### 230 V 1~, 50 Hz

|             |               |     |      |     |     |
|-------------|---------------|-----|------|-----|-----|
| RMA 20.0512 | 17220.0512.50 | 50  | 12,0 | 1,5 | 4,2 |
| RMA 20.1212 | 17220.1212.63 | 120 | 11,0 | 1,9 | 6,8 |

| Version | Type no. | T<br>[Nm] | T<br>[in.-lb] | n<br>[rpm] | I<br>[A] | m<br>[kg] |
|---------|----------|-----------|---------------|------------|----------|-----------|
|---------|----------|-----------|---------------|------------|----------|-----------|

### 120 V 1~, 60 Hz

|             |                 |    |     |      |     |     |
|-------------|-----------------|----|-----|------|-----|-----|
| RMA 20.0512 | 17220.0512.5030 | 50 | 450 | 12,0 | 2,3 | 4,3 |
|-------------|-----------------|----|-----|------|-----|-----|

## Accessories



| Version | Type no. | Info |
|---------|----------|------|
|---------|----------|------|

### Connection end (guide end)

|             |             |   |
|-------------|-------------|---|
| WRZ 01**    | 81801.01.xx | Guide profile // L = 2.00–6.00 m // aluminium |
| WRZ 10.0111 | 81810.0111  | Roller carriage for RMA 20.05                 |
| WRZ 10.0122 | 81810.0122  | Roller carriage for RMA 20.12                 |

|             |            |                              |
|-------------|------------|------------------------------|
| WRZ 20.5011 | 81820.5011 | Cable guide chain            |
| WRZ 20.9102 | 81820.9102 | Start clip (not illustrated) |
| WRZ 20.9111 | 81820.9111 | End clip (not illustrated)   |
| WRZ 20.0111 | 81820.0111 | Mounting plate for RMA 20.05 |
| WRZ 20.0112 | 81820.0112 | Mounting plate for RMA 20.12 |

|             |            |  |
|-------------|------------|--|
| WRZ 30.0105 | 81830.0105 | Mounting plate for stationary assembly RMA 20.05 |
| WRZ 30.0112 | 81830.0112 | Mounting plate for stationary assembly RMA 20.12 |

### Output side (tube side)

|             |               |   |
|-------------|---------------|---|
| WRA 50.0222 | 20998.5002.22 | Tube motor adapter for RMA 20.05 and tube $\varnothing$ 22 x 2 mm   |
| WRA 50.0232 | 20998.5002.32 | Tube motor adapter for RMA 20.05 and tube $\varnothing$ 32 x 1.5 mm |
| WRA 50.0234 | 20998.5002.34 | Tube motor adapter for RMA 20.05 and tube 1"                        |
| WRA 63.0222 | 20998.6302.22 | Tube motor adapter for RMA 20.12 and tube $\varnothing$ 22 x 2 mm   |
| WRA 63.0232 | 20998.6302.32 | Tube motor adapter for RMA 20.12 and tube $\varnothing$ 32 x 1.5 mm |
| WRA 63.0234 | 20998.6302.34 | Tube motor adapter for RMA 20.12 and tube 1"                        |

|             |                 |   |
|-------------|-----------------|---|
| WRO 22.5015 | 81622.5015.1050 | Roller tube // $\varnothing$ 50 x 1.5 mm // L = 5.00 m, aluminium |
| WRV 50.2246 | 81650.2246.2004 | Roller tube connector // $\varnothing$ 50 mm roller tube          |
| WRV 50.2260 | 81650.2260.2010 | Roller tube connector // $\varnothing$ 63 mm roller tube          |

→ Detailed Information and dimensional drawings, see Accessories, Chapter 10